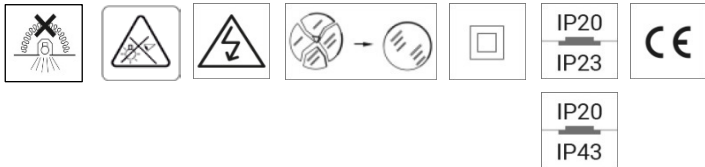






0338


RECESSED DOWNLIGHTS



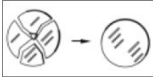
**WARNING**
ANY MODIFICATION TO THIS FITTING IS FORBIDDEN WITHOUT PRIOR AUTHORIZATION
Our policy is the constant improvement of the product. We reserve the right to modify the characteristics of the equipment without prior notice. Please refer to the website www.arcluce.it for this and other technical documents continually updated.
All information is presented in good faith. no responsibility may be imputed to us for errors, omissions or incorrect interpretations.
The photographs and drawings are within the limits of the quality of the printed reproduction, not binding and indicative only.




Directive 2002/96/CE (Waste Electrical and Electronic Equipment - WEEE). The crossed out wheeled bin label that this product should not be disposed how the normal household waste stream, but with a separate collection; this in order to prevent potential negative consequences for the environment and the human health. For more details on available collection facilities please contact your local government office or the dealer where you purchased this product.
The safety and the proper functioning of the fitting is guaranteed only respecting the electrical Standards and these mounting instructions; therefore it's necessary to keep them.
Installation should be carried out by a suitable qualified person. Always refer to electrical data on the fixture label.
The light source contained in this luminaire shall only be replaced by the manufacturer or his service agent or a similar qualified person. Only use original ARCLUCE spare parts.




Turn off power before maintenance.



Replace any cracked shield.



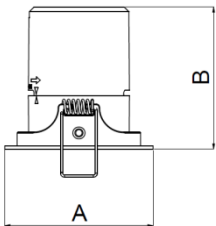
Risk group 2 (IEC/TR62778). Do not stare at operating LED. The luminaire should be positioned so that prolonged staring into the luminaire at a distance closer than 2 m is not expected.



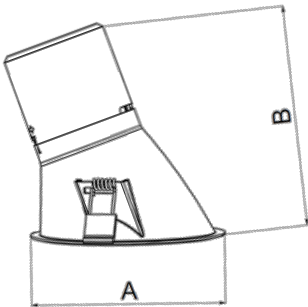
Luminaires not suitable for covering with thermally insulating material.

SPECIFICATIONS

IZAR75



IZAR95



MECHANICAL	IZAR75	IZAR95
Dimensions:	A: Ø 82 mm B: 79 mm	A: Ø 102 mm B: 115 mm
Weight:	0.3 Kg	0.35 Kg
Cut-out:	Ø75 mm	Ø95 mm
Rated Ta :	-20°C ÷ +25°C	
ELECTRICAL	IZAR75 / IZAR95	
Wiring:	ON/OFF	
Input:	220-240V 50/60Hz	
Typical power consumption:	9 W	

INSTALLATION

1.

Perform necessary cut-out in the false ceiling with correct dimensions.
2.

Wire the fixture respecting indications.
3.

Hold the springs in upright position and slide fixture in the recessed cut-out.

1

Allowed ceiling thickness: 8-15mm

IZAR75 : Ø75 mm
IZAR95 : Ø95 mm

CLEARANCE	IZAR75	IZAR95
A	5 cm	5 cm
B	10 cm	10 cm
C	10 cm	10 cm
D	10 cm	10 cm

2

Turn off power

3

TO RECESSED HOLE

Do not pinch or damage the cable.

If the external flexible cable or cord of this luminaire is damaged, it shall be exclusively replaced by the manufacturer or his service agent or a similar qualified person in order to avoid a hazard.

Data di emissione: 2018.06.04

Stato di modifica: M0

Codice: 6553800.11